



KAMS CONVENT SCHOOL

NURSERY HIBISCUS



Holiday
Homework
2025-26

NAME----- Roll No -----

Dear Parent,

Holiday are the time when you can connect with your child in many ways. As parents are the first and the most important teacher for a child ,we can encourage our child in many educational activities at home and promote his/her quest to learn. Wish you a safe, happy and joyful vacation.

Instructions for parents :

- 1.Kindly send all homework sheets in a folder to ensure that the holiday homework is completed by the students themselves under parents guidance.
- 2.All the written work is to be done in a 3-in -1 notebook .
- 3.Fix up a time table for your ward to organize his/her daily routine like playing with friends ,studying ,etc.
- 4.Make your ward learn and remember his/her parents mobile number.

Physical development

- 1 Take the child with you for morning /evening walk.
2. Play different games like hide and seek ,ludo, Carrom board etc. with your child.

Personality Development

- 1.Say 'Good Morning' with a smile.
- 2.Wash your hands before and after meals.
- 3.Remember the 3 magic words PLEASE, THANK YOU and SORRY .
- 4.Practice folding your napkin and keeping your bag and shoes properly.
- 5.Enchant Gyatri Mantra daily and also make a short video & don't forget to share it in group.

Summer Break Commences on 18,May , 2025

Holiday Homework Submission 26, June ,2025

School will reopen on July 1,2025

Writing Skill Development

ENGLISH

- Learn and write letters A to E in 3-in-1 notebook 5 times each.
- Do the given worksheets.
- English writing book work (page no. 2 to 25)
- Paste 1 picture each (from newspaper/magazines) of thing starting with A to E in your notebook.
- Learn any one english rhyme and recite it with action.

MATHEMATICS

- Learn counting 1 to 20 (orally)
- Write counting 1 to 6 in 3-in-1 notebook (5 times)
- Do the given worksheets.

HINDI

- अ से ई तक पाँच बार लिखो व याद करो
- कोई भी दो कविताएं याद करें
- दिए गए वर्कशीट को करें

ART & CRAFT

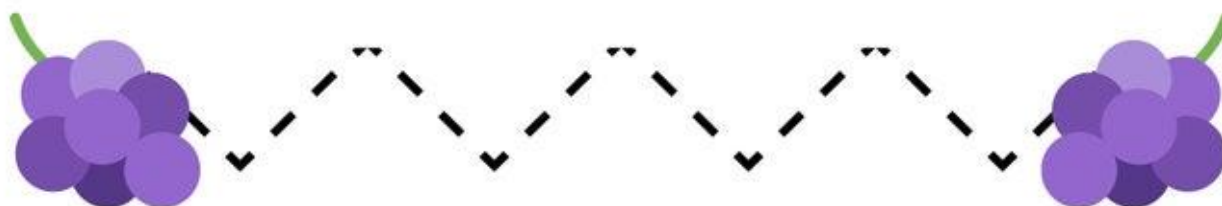

- Do the given worksheets.



Name: _____

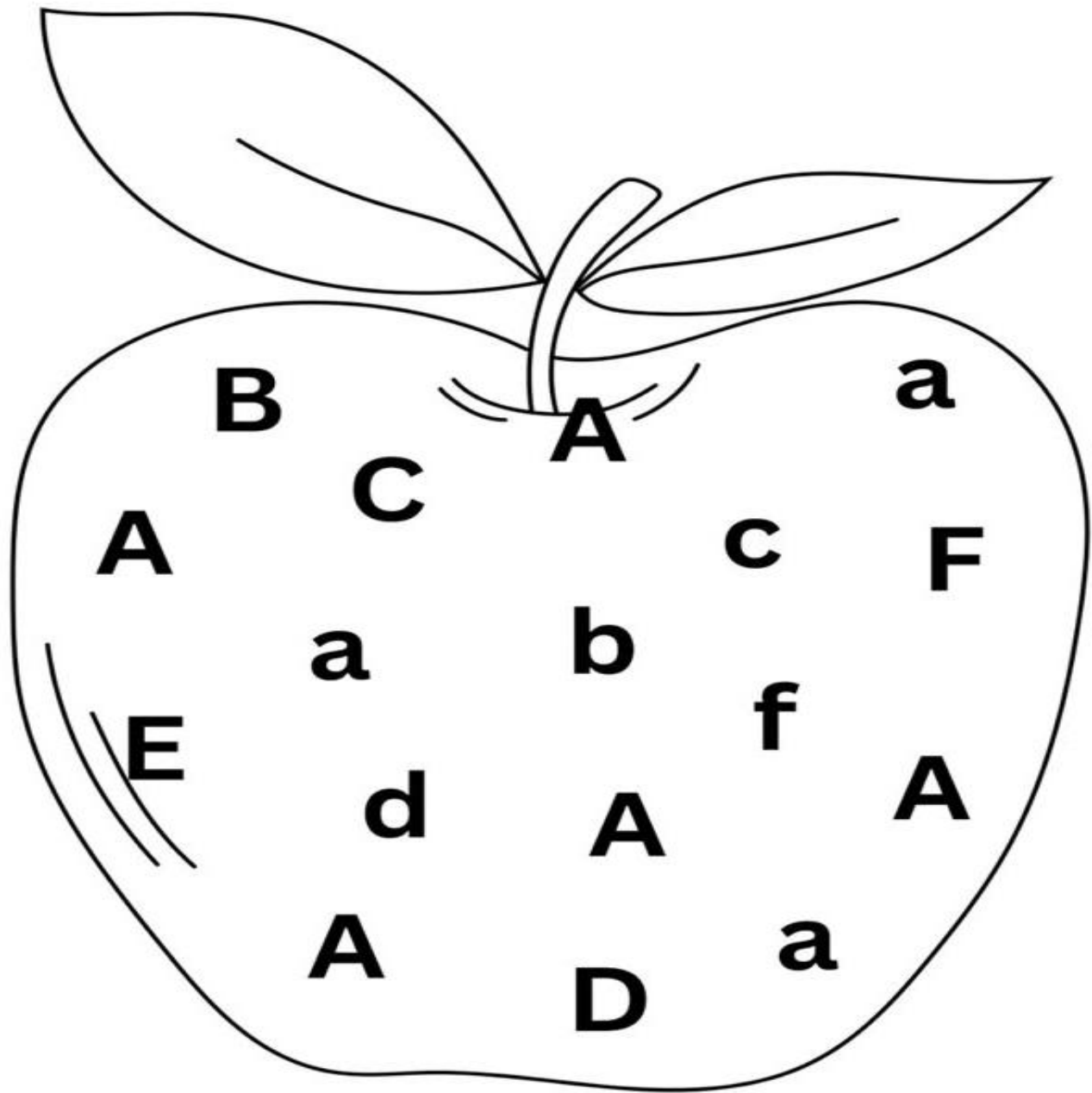
CONNECT THE FRUITS

Trace the line to connect the fruits.



Identify and circle

Letter Aa



Look and match

Match the Alphabets with the object
with the same starting Alphabet

C




H



M



R



W



Phonics

Circle the correct beginning sound of the following pictures.



A D E



C X Q



F P D



G B V



Z H C



I C M



I P D



G M F



R M U



H U E



F D O




G I L


Phonic English words sound in Hindi

A	- ऐ	- APPLE	N	- न	- Nest
B	- ब	- Bat	O	- ओ	- Owl
C	- क	- Cat	P	- प	- Parrot
D	- ड	- Dog	Q	- क्व	- Queen
E	- ए	- Egg	R	- र	- Rat
F	- फ	- Fan	S	- स	- Sun
G	- ग	- Goat	T	- अ	- Tent
H	- ह	- Hen	U	- अ	- Umbrella
I	- इ	- Ice, Ink	V	- व	- Van
J	- ज	- Jug	W	- वाँ	- Web
K	- क	- Kangaroo	X	- क्स	- Box
L	- ल	- Lion	Y	- य	- Yak
M	- म	- Mango	Z	- ज़	- Zoo

Write the First Letter of Pictures

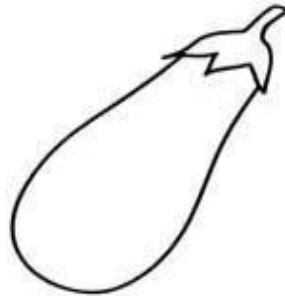























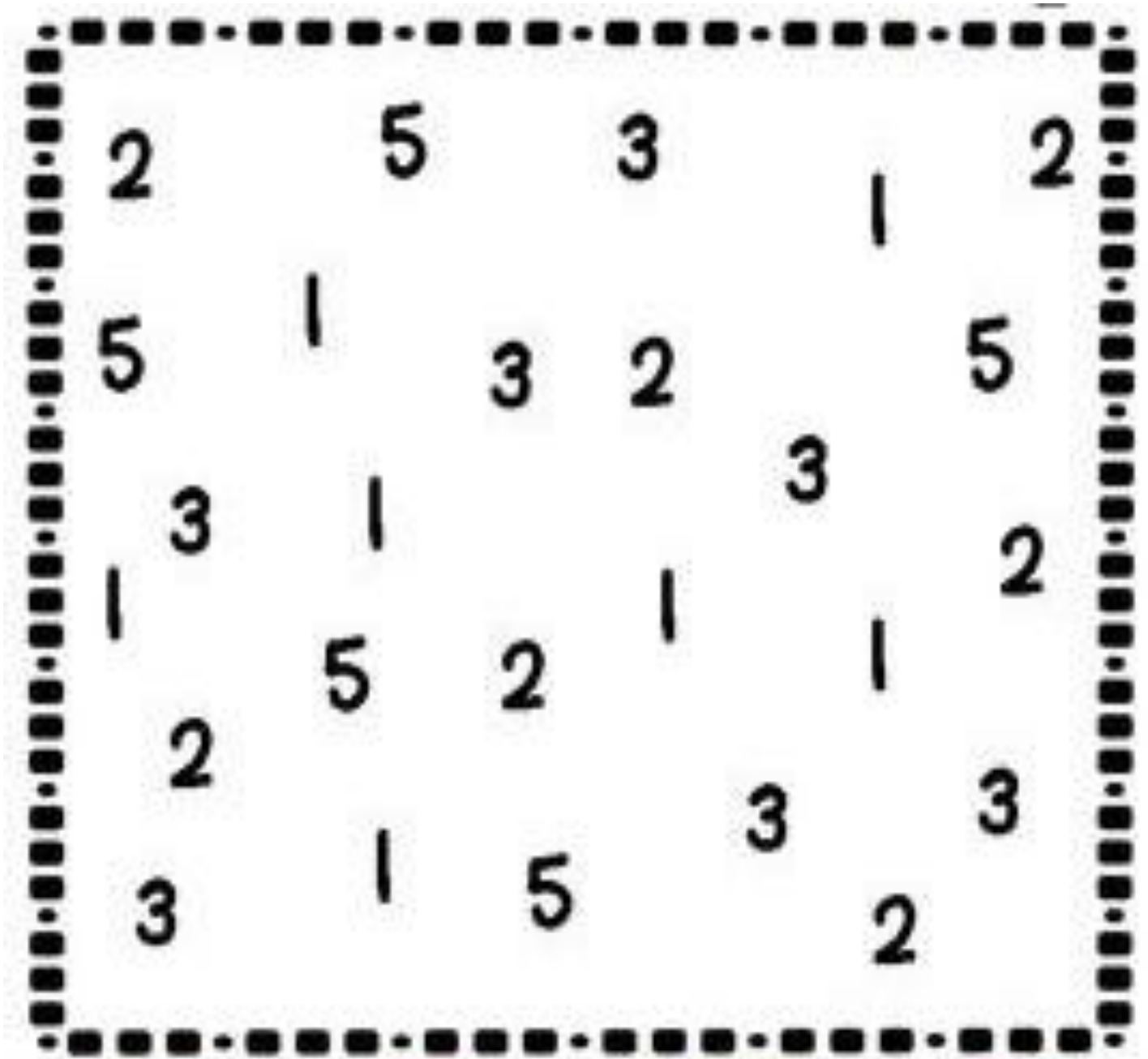




Count and match



Check and color



Count the pictures and circle the correct number.



1

4



3

5



3

4



2

4



2

5



2

1



3

2








1

5

Number and trace

1 .	1 1 1 1 1 1 1
2 ..	2 2 2 2 2 2
3 ...	3 3 3 3 3 3
4	4 4 4 4 4 4
5	5 5 5 5 5 5
6	6 6 6 6 6 6

Count and write

Cut on the dotted lines and glue each number to its matching row.

1


2

3

4

5

हिंदी



चित्र का सही वर्ण को ढूँढ कर गोला बनाओ



आ अ ऊ इ



इ ई ऊ ई



उ ऊ ई ई



आ उ इ उ



ऊ अ ऊ ई



ऊ अ आ अ

चित्र पहचानें और स्वर लिखें





















अ अ अ अ

आ आ आ आ

इ इ इ इ

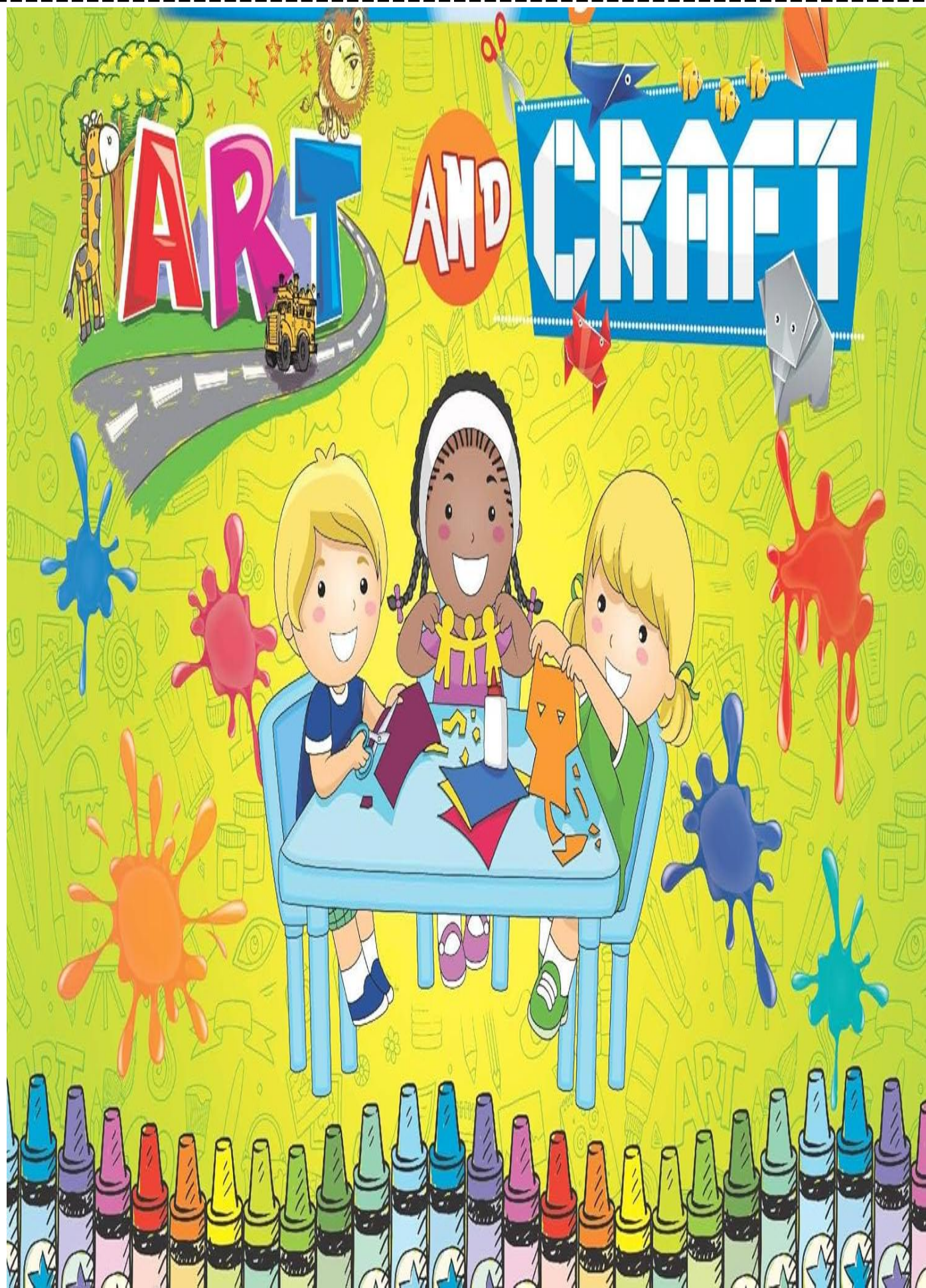
ई ई ई ई

उ उ उ उ

ऊ ऊ ऊ ऊ


ए ए ए ए

ऐ ऐ ऐ ऐ



Tearing and pasting


.Use colorful paper for tearing and paste them an apple to make it.



Happy Father's Day

Father's Day

by _____



My dad



My dad is good at

My dad is awesome because

I love my dad because

Thumb Painting

.Filling a tree with thumb painting.



Vegetable activity

.Filling an umbrella with ladyfinger prints.

