



# KAMS CONVENT SCHOOL

## Holiday Homework (2025-26) CLASS-FIRST

Name\_\_\_\_\_Roll no\_\_\_\_

**Summer Break Commences on 18 May , 2025**

**Holiday Homework Submission 26,June ,2025**

**School will reopen on July 1,2025**

Dear Parent,

Holiday are the time when you can connect with your child in many ways. As parents are the first and the most important teacher for a child ,we can encourage our child in many educational activities at home and promote his/her quest to learn.

Have a safe, vacation.

### Instructions for parents :

- 1.Kindly send all homework sheets in a folder to ensure that the holiday homework is completed by the students themselves under parents guidance.
- 2.All the written work is to be done in a 3-in -1 notebook .
- 3.Fix up a time table for your ward to organize his/her daily routine like playing with friends ,studying ,etc.
- 4.Make your ward learn and remember his/her parents mobile number.
5. Also visit a place & Click some pic/ photograph.

### Physical development

Learn Gayatri Mantra & Bhojan Mantra from almanac also share your video in class group.

- 1 Take the child with you for morning /evening walk.
2. Play different games like hide and seek , chess, Carrom board etc. with your child.

### Personality Development

- 1.Say 'Good Morning' / 'Namaste' with a smile.
- 2.Don't Forget your Wash your hands before and after meals.
- 3.Remember the 5 magic words PLEASE, WELCOME, SORRY,- EXCUSE ME THANK YOU.

- **Morning Blessings-** Help your children to inculcate good habits by doing, "Surya Pranam" and encourage them to greet all elders in the morning.
- **Fun in knowing-** Tell the children about your childhood. Share incidents from the past and show them your old family albums. This will strengthen the bond between you and your children.
- **Fun with books-** Encourage your children to read books with suitable morals. Have walk together and talk to your children about what are their likes and dislikes etc

# Writing Skill Development

## ENGLISH

- Frame sentences using the word :Clever, little, School, Animal, Cake .
- Do the given worksheets.
- Do 20 pages writing.

## MATHEMATICS

- Write number names from 1 to 100 (2times)
- Write back counting 1 to 100 (2 times)
- Paste some geometrical shapes and write their name on chart paper.
- Do the given worksheets.

## E.V.S

.Write few lines on how you enjoy with your family during vacations (10 lines ).

.Germination of seed (in small pot).How plants are useful in our life give three reason.

.Draw two leaves of each on A4 size sheet-Creepers, Climber, Herbs, Shrub also write the names of the plants.

## Computer

.Collect pictures of place where computers are used and paste in your scrapbook /chart paper.

.Draw and color your favourite part of computer on an A3 size sheet.

## Hindi

- ❖ आ से अ: तक की मात्रा के 10-10 शब्द लिखो व याद करो
- ❖ दिनों के नाम लिखो व याद करो
- ❖ महीनों के नाम लिखो व याद करो
- ❖ 1 से 50 तक हिंदी में गिनती लिखो और याद करो
- ❖ 20 पेज़ सुलेख लिखो
- ❖ दिए गए कार्यपत्रक को करें

## FAMILY TREE

.Paste the picture of your family.



# Which Are Vowels?

Circle all of the vowels inside of bubba's mouth.




Write the different vowels below.



Cut and paste the missing short vowels.


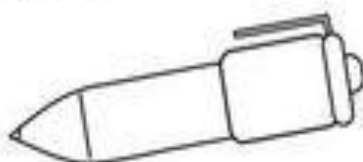


c  t



s  n

p  n



f  sh

d  g



a

e

i

o

u



# Five Senses



Look at the picture on the left.

Then, draw a circle around the sense that best matches the picture.






# THE 5 SENSES

Match each picture on the left to the correct sense.



**Sight**



**Smell**



**Taste**



**Hearing**



**Touch**

Name: \_\_\_\_\_

# Are You An Insect?

Insect

NOT An Insect



# Animal Classification

Classify the animals as Domestic (**D**), Wild (**W**), Insect (**I**), Fish (**F**), Bird (**B**) and Reptile (**R**)



**W**



# Parts of The House

Match the words with the correct pictures.

**Bedroom** •



**kitchen** •



**Living room** •



**Garage** •



**Toilet** •



**Bathroom** •





# Types of Houses

Match the followings:

1. TENT



2. IGLOO



3. CARAVAN



4. APARTMENT



5. BUNGALOW



6. HOUSE BOAT



7. HUT






# Sort It!

Name: \_\_\_\_\_

Instructions: Sort the vehicles into the correct boxes.

Land	Water	Air

© Fun With Mama



Name: \_\_\_\_\_

Date: \_\_\_\_\_

# Number to 100

*Fill in the missing numbers.*

1		3		5		7		9	
	12		14		16		18		20
21		23		25		27		29	
	32		34		36		38		40
41		43		45		47		49	
	52		54		56		58		60
61		63		65		67		69	
	72		74		76		78		80
81		83		85		87		89	
	92		94		96		98		100

NAME \_\_\_\_\_

DATE \_\_\_\_\_




# Before , After and Between



Before	Between	After
<input type="text"/> 25	35 <input type="text"/> 37	45 <input type="text"/>
<input type="text"/> 28	26 <input type="text"/> 28	68 <input type="text"/>
<input type="text"/> 38	68 <input type="text"/> 70	88 <input type="text"/>
<input type="text"/> 46	16 <input type="text"/> 18	40 <input type="text"/>
<input type="text"/> 66	39 <input type="text"/> 41	26 <input type="text"/>
<input type="text"/> 87	61 <input type="text"/> 63	17 <input type="text"/>




दो और तीन अक्षर के शब्द  
नीचे दिए गए अक्षरों से शब्दों को पूरा करें



चित्रों को देखिए और बिना मात्रा के शब्द लिखे।



बस



10



# सब्जियाँ

नीचे दिए गए चित्रों को देखें और सही विकल्प पर निशान लगाएं।



आलू ☐  
लहसुन ☐  
प्याज़ ☐



मिर्च ☐  
भिंडी ☐  
गाजर ☐



शिमला मिर्च ☐  
आलू ☐  
प्याज़ ☐



अदरक ☐  
मिर्च ☐  
आलू ☐



गाजर ☐  
मूली ☐  
खीरा ☐



चुकंदर ☐  
पालक ☐  
गोभी ☐



लौकी ☐  
बैंगन ☐  
टमाटर ☐



ब्रॉकली ☐  
गोभी ☐  
धनिया ☐



पालक ☐  
धनिया ☐  
ब्रॉकली ☐

# फल

नीचे दिए गए चित्रों को देखें और सही विकल्प पर निशान लगाएं।



तरबूज ☐  
चेरी ☐  
स्ट्रॉबेरी ☐



सेब ☐  
चेरी ☐  
संतरा ☐



केला ☐  
नाशपाती ☐  
बेरी ☐



संतरा ☐  
स्ट्रॉबेरी ☐  
आम ☐



चीकू ☐  
केला ☐  
अंगूर ☐



सेब ☐  
आम ☐  
अंगूर ☐



पपीता ☐  
आम ☐  
अंगूर ☐



आम ☐  
पपीता ☐  
अंगूर ☐



नाशपाती ☐  
संतरा ☐  
केला ☐

Name \_\_\_\_\_

Date \_\_\_\_\_

# सब्जियाँ

नीचे दिए गए चित्रों को देखें और सही विकल्प पर निशान लगाएं।



आलू ☐  
लहसुन ☐  
प्याज़ ☐



मिर्च ☐  
भिंडी ☐  
गाजर ☐



शिमला मिर्च ☐  
आलू ☐  
प्याज़ ☐



अदरक ☐  
मिर्च ☐  
आलू ☐



गाजर ☐  
मूली ☐  
खीरा ☐



चुकंदर ☐  
पालक ☐  
गोभी ☐



लौकी ☐  
बैंगन ☐  
टमाटर ☐



ब्रॉकली ☐  
गोभी ☐  
धनिया ☐



पालक ☐  
धनिया ☐  
ब्रॉकली ☐



# All About Me

This is me...

(Paste your picture here)




I love to eat...



My age

I am

years old.



Colour the picture of who you are.



I like to play...

My house address is...



My favourite colour is...



## Part A

- Q1. Write counting from 1 to 200 two times in Mathematics notebook.
- Q2. Write the number names from 1 to 100 in Mathematics notebook 2 times neatly.
- Q3. Create a colourful picture by combining different shapes on A4 size sheet. The pictures can be a scenery, robot, animal etc.

Sample picture:



## हिन्दी

1 पाठशाला जाने के लिए अपना बस्ता खुद तैयार कीजिए। देखिए, कौन-सी चीज़ें हम बस्ते में नहीं रखते उन पर गोला लगाइए।



2 निम्नलिखित जानवरों को उनकी टाँगों से मिलाइए।

