

KAMS CONVENT SCHOOL

SESSION-2025-26

CLASS-K.G



Summer Vacation Duration -18 May,2025 to 30 June,2025

School Re-open on-01July, 2025

Homework Submission Date -26 June, 2025

KAMS CONVENT SCHOOL
HOLIDAY HOMEWORK
GRADE: K.G SEASON :2025-26

Dear Parents,

Summer vacation !A long time to rejoice and recreate for all children. It is an appropriate period when the parents spend quality time with their children and try to discover their hidden potential, to realize their talents and raise their self esteem.

- Follow a routine.
 - Start your day with yoga and gayatri mantra.
 - Learn any rhyme / story of your choice.
 - Encourage your child to take healthy food .
 - Take good care of your health and hygiene. Avoid heavy and oily food and increase intake of fresh fruits and water to keep yourself well hydrated and energetic.
 - Help your child inculcate good habits. □ Help your family in household work.
 - Enjoy indoor games.
-
- Recite a story to your child and ask him/her to narrate it.
 - Converse with your child in English . □ Make sure that your child completes his /her homework neatly.

ENGLISH

- Write and learn Capital Letters A to Z.(5 Times)
- Write and learn Small Letters a to z.(5 times)
- Complete all worksheets.

MATHS

- *Write and Learn Counting 1 to 100.(5 times)*
- *Write and Learn Back counting 50 to 1.(5 times)*
- *Write and learn counting 101 to 150.(5 times)*
- Complete all worksheets.

EVS

- Write and learn Parts of the body .(5 times)
- Write and learn Fruits Name .(5 times) □ Write and learn Vegetables Name.(5 times) □ Learn 5 lines About Myself.
- Complete all worksheets.

ART AND CRAFT

- Make a butterfly on A4 size sheet and cotton dabbing with your favorite color.
- Make a flash card of Fruits and Vegetables and learn 5 lines about them.
- Make a lovely card for your Father.

Note:

- Do all written work in new three in one notebook.
- Submit all the work sheets in a single folder with their names.

English Worksheets

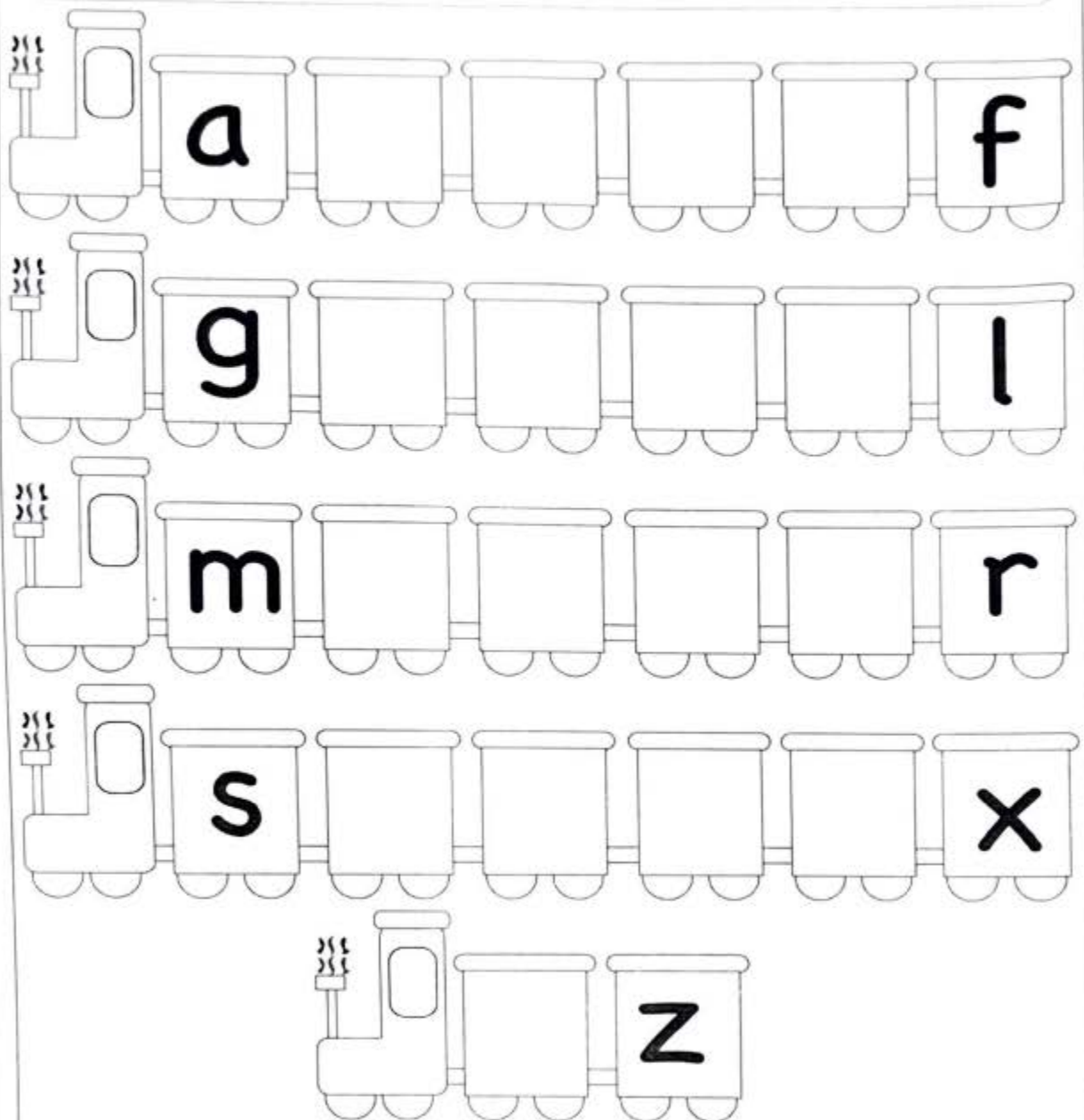


*Write the missing capital letters.



Teacher's Sign _____

- Write the missing letters.



Circle the matching lowercase letter in each row
to spell the word STRAWBERRY.



S	a	f	s	t	n	o
T	x	t	z	g	k	a
R	s	y	v	b	r	w
A	a	e	u	l	p	y
W	r	c	w	z	a	i
B	p	m	r	d	e	b
E	e	k	w	a	u	y
R	o	r	d	f	z	m
R	t	d	a	r	v	s
Y	k	a	y	b	h	u

Teacher's Sign _____


•Identify the picture and write the first letter of the picture.



















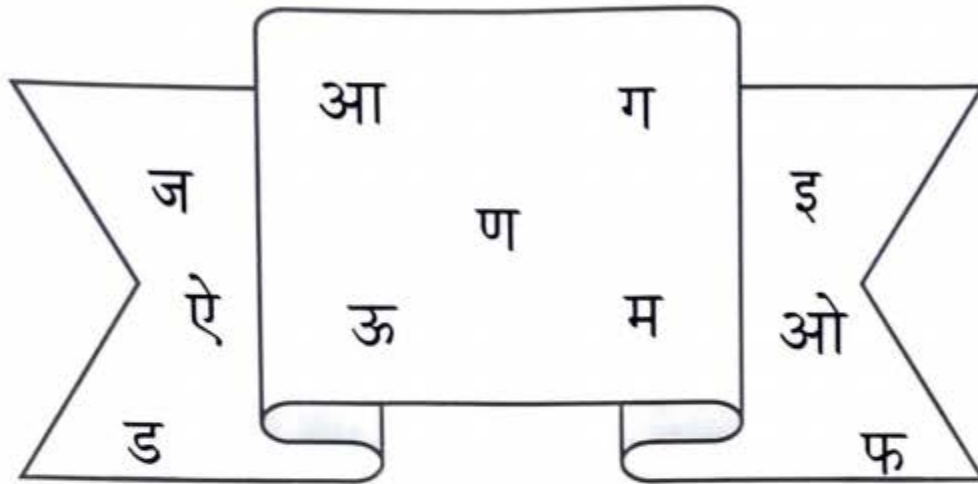


Teacher's Sign . _____

हिन्दी
अभ्यासपत्रिका



➤ स्वर पहचानकर गोला लगाएँ ।



➤ स्वर का चित्रों से मिलान करो।



अ

अं

आ


ई

औ




ऊ

ए

इ




➤ नीचे दिए गए स्थानों में 'अ' से 'अः' तक लिखो:



1



अः



➤ चित्र पहचानकर सही अक्षर पर गोला लगाओ ।



अ क ब



ठ ढ ट



घ छ ध



ग म भ



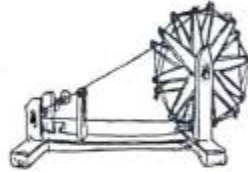
च ज झ



ढ ड ह



ग ध घ


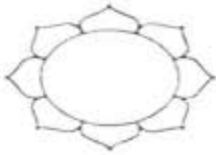











च ज य



ड ढ ट

➤ खाली स्थान में चित्र देखकर सही वर्ण भरो ।



➤ चित्र पहचानकर सही अक्षर पर गोला लगाओ ।



अ क ब



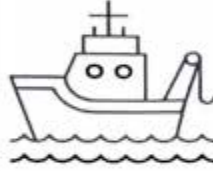
ठ ढ ट



घ छ ध



ग म भ



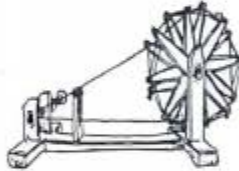
च ज झ



ढ ड ह



ग ध घ

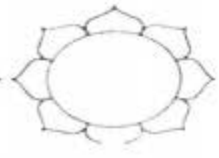
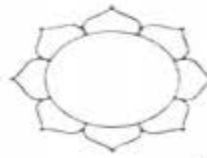

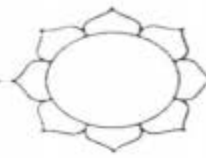
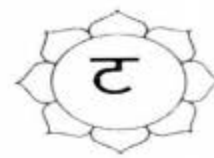

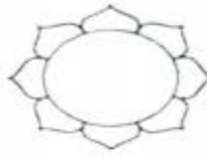






च ज य



ड ढ ट

➤ खाली स्थान में चित्र देखकर सही वर्ण भरो ।



➤ खाली स्थान में चित्र देखकर सही वर्ण भरो ।



क

ग

ङ.

छ

झ

ठ

ड

ण

त

द

ध

प

ब

भ

र



व

श

स

क्ष

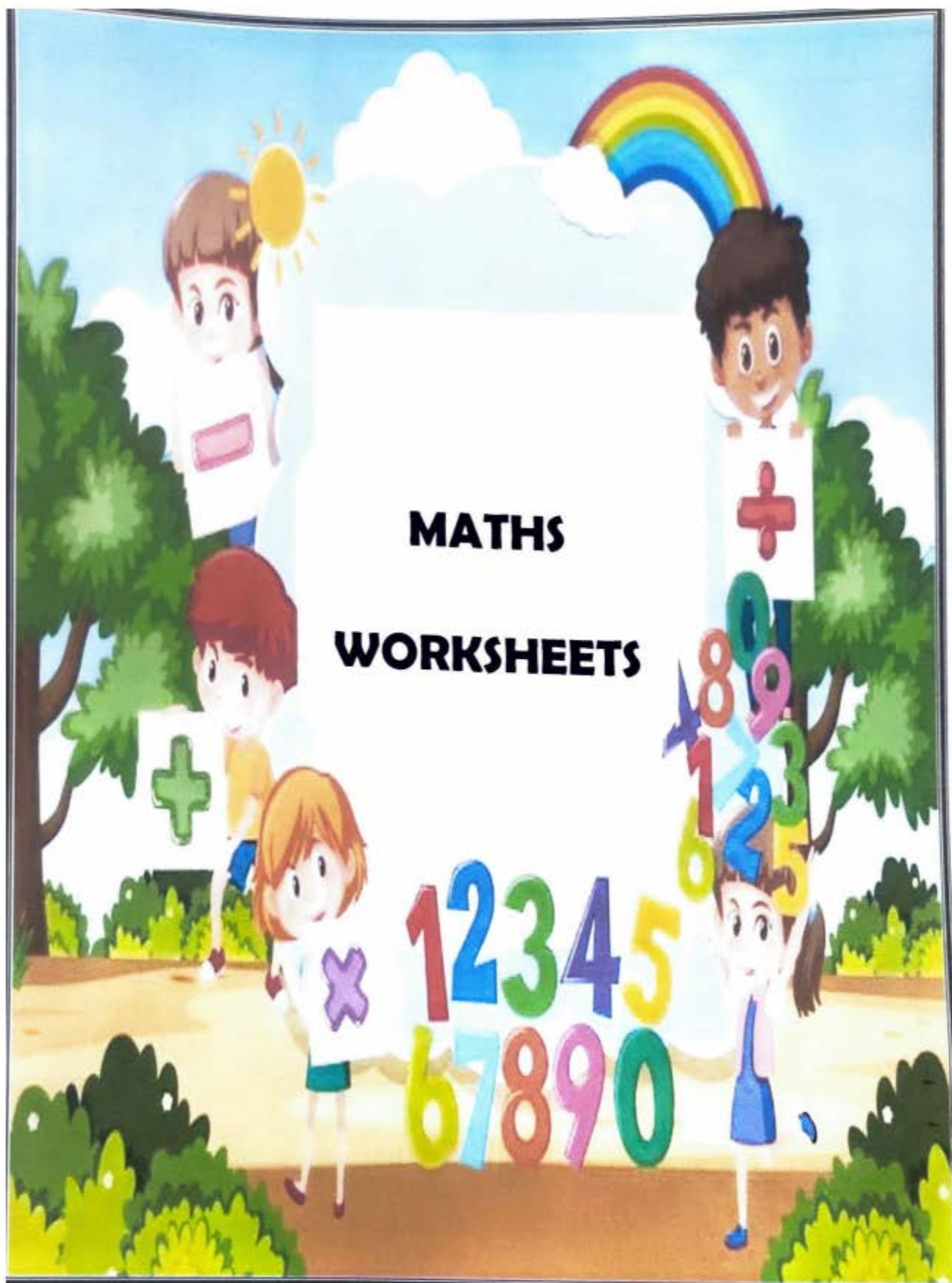
श्र



अध्यापिका हस्ताक्षर: _____


➤ चित्र देखकर सही अक्षर पर गोला लगाओ ।

	ट	ल	क	म
	अ	इ	ऊ	ए
	ट	घ	ज	अ
	छ	द	त	झ
	फ	क	म	र
	प	त	च	न
	अ	ओ	आ	उ
	ठ	ढ	ख	ट



Missing Numbers 1 to 50

Write the missing numbers.



1		3		5			8		10
11			14		16		18		20
21		23		25		27			30
31			34		36		38		40
41		43		45		47			50

Teacher's Sign. _____

Reverse Counting

Date: _____

- Write reverse counting 20 to 1.



Teacher's Sign. _____

Missing Numbers 51 to 100



START

51

59



START

61

65



START

71


77



START

81

82



START

91

95

98

Teacher's Sign. _____

After, Before & Between

Directions: Write the number that comes before, between and after each number.

Before

___ 8

___ 17

___ 12

___ 1

___ 20

___ 44

___ 65

Between

1 ___ 3

20 ___ 22

8 ___ 10

14 ___ 16

31 ___ 33

19 ___ 21

11 ___ 13

After

6 ___

13 ___

29 ___

34 ___

17 ___

42 ___

39 ___




Teacher's Sign. _____

EVS Worksheets




*Colour the circles according to the given colours. Colour the flower petals with any colour.




Teacher's Sign _____

Q.1 Write how many parts of the body do we have.



Q.2 Write how many parts of body does a monster have:

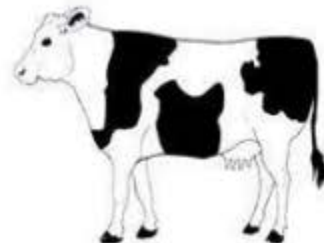







Teacher's Sign _____

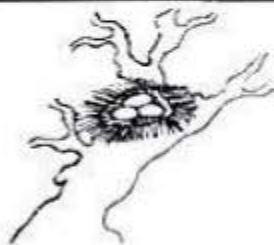



Name: _____

Are you my mother?

Draw a line to help the babies find their mother.


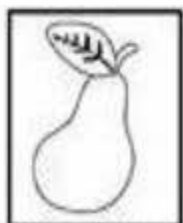

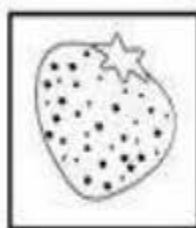


ANIMALS



FRUIT OR VEGETABLE?

FRUIT	VEGETABLE



Cut out the pictures at the bottom of the page. Paste each picture in the appropriate box.